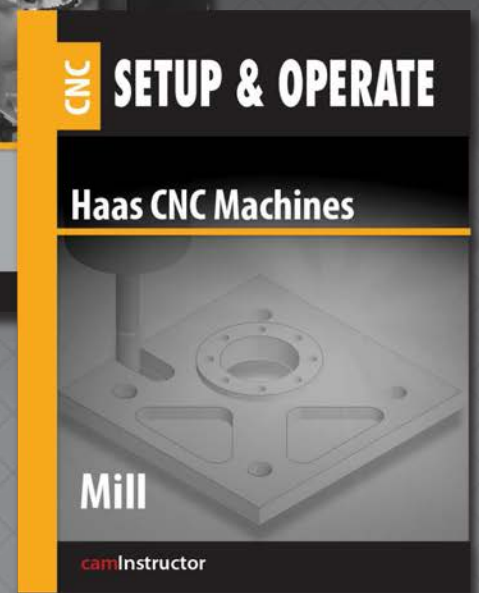


2019

camInstructor

TRAINING PRODUCTS



Partner





Partner

camInstructor TRAINING PRODUCTS

ONLINE OR BOOKS, THE CHOICE IS YOURS

Choose from our full line of Mastercam, SOLIDWORKS and CNC training materials, available in both book or in an online format. Textbooks include online access to videos showing how to complete each lesson from beginning to end. All parts can be machined. Includes Mastercam Home Learning Software (HLE) and CNC Simulation Software for student home use, where applicable. Teacher Resources available.



camInstructor Academic Online (CAO) ONLINE ACCESS TO OUR POPULAR TRAINING PRODUCTS

FEATURES INCLUDE:

- Ability to *customize* your course content
- *License to print* step-by-step instructions
- *Instructional videos* for each lesson— students can watch videos as many times as needed
- Ability for instructor to track *student progress*
- Automated *quizzes and tests*
- Built in *reporting*
- Content accessible *wherever there is internet access*
- Student Exercises and Teacher Resources
- Mastercam HLE Software and CNC Simulation Software for student home use

Suitable for Colleges, Universities, Training Centers and High Schools

camInstructor

Mastercam® TRAINING PRODUCTS

Mastercam Certification: Excellent preparation for the Mastercam Certification Tests.



Title	Lessons	Exercise Drawings	Automated Quizzes/Tests	Videos	HLE	Features
Mill 2D	12	16	✓*	✓	✓	WCS & FBM Lessons, Dynamic Milling and High Speed Toolpaths. Learn to import solid model.
Mill 3D	7	12	✓*	✓	✓	Create 3D Surfaces and Solids. Use 3D Surface and HS toolpaths. Learn to import solid model.
Lathe + C&Y Axis	9	9	✓*	✓	✓	Create 2D Geometry, 2D Lathe and C Axis toolpaths. Learn to import solid model.
4 Axis	5	10	✓*	✓	✓	Create a variety of Multi-Axis toolpaths. Learn to import solid models.
5 Axis	9	16	✓*	✓	✓	Create a variety of Multi-Axis toolpaths. Learn to import solid models.
Solids	8	8	✓*	✓	✓	Learn how to create SOLID Models.
Wire	7	7	✓*	✓	✓	Learn Geometry Creation (CAD) and toolpath creation (CAM) for programming a CNC Wire EDM.

*For online access only

Combo pack and Teacher Resources available. See index for pricing.

FOR A FREE DESK COPY OF ANY OF OUR TRAINING PRODUCTS JUST GO TO: caminstructor.com/teachers

CNC PROGRAMMING / SETUP & OPERATE TRAINING PRODUCTS

Suitable for courses covering manual G-Code programming for both Mill and Lathe.

NIMS Prep - Excellent preparation for NIMS CNC Mill & Lathe Programming Level 1 & Level 2 Tests.



CNC PROGRAMMING

Title	Lessons	Exercise Drawings	Videos	G-Code Software	Features
CNC Mill	10	19	✓	✓	Absolute and Incremental Programming, Linear Interpolation, Drilling with Canned Cycles, Circular Interpolation and Cutter Compensation.
CNC Lathe	9	18	✓	✓	Absolute and Incremental Programming, Linear Interpolation, Drilling, Turning—Canned Cycles, Circular Interpolation, Tool Nose Compensation and Grooving/ Parting Off.

SETUP & OPERATE

Title	Lessons	Videos	Features
Setup & Operate CNC Mill	4	✓	Learn how to setup and operate Haas 3 Axis CNC Milling Machines. Setting work tool offsets, verifying the program in the Haas Controller and running the program.
Setup & Operate CNC Lathe	4	✓	Learn how to setup and operate Haas CNC Lathes. Setting work tool offsets, verifying the program in the Haas Controller and running the program.
Setup & Operate CNC 4&5 Axis	17	✓	Learn how to setup and operate Haas 4&5 Axis CNC Milling Machines. Setting work tool offsets, verifying the program in the Haas Controller and running the program.

Teacher Resources available. See index for pricing.

camInstructor

SOLIDWORKS TRAINING PRODUCTS

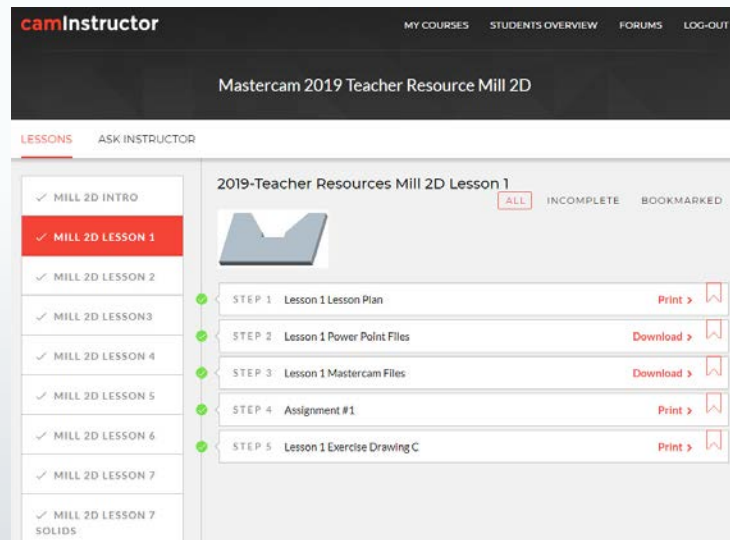


Title	Lessons	Exercise Drawings	Videos	Features
Sketching & Intro to Modeling	8 Sketching 5 Modeling	23	✓	Creating sketches using a variety of sketching tools and creating parts using basic modeling techniques.
Modeling	18	23	✓	Creating a wide range of real world parts using beginner to intermediate tools and techniques.
Assemblies & Drawings	2 Assemblies 5 Drawing	2	✓	Importing pre-existing components and using correct relations for mating parts. Learn how to create part drawings with standard views.

Combo pack available. See index for pricing.

FOR A FREE DESK COPY OF ANY OF OUR TRAINING PRODUCTS JUST GO TO: caminstructor.com/teachers

Online Teacher Resources



MASTERCAM TEACHER RESOURCE - ONLINE ONLY **MILL 2D, MILL 3D, LATHE + C&Y AXIS, AND 4&5 AXIS**

- Works with Mill 2D, Mill 3D, Lathe + C&Y Axis, 4 & 5 Axis Training Guides and Online Access
- Lesson Plans outlining over 160 hours of instruction
- Instructional Power Points for each Lesson
- Sample Mastercam files for each Lesson
- Advanced Lessons and Exercises included

CNC PROGRAMMING **TEACHER RESOURCE - ONLINE ONLY** **MILL & LATHE**

- Answers and solutions to all of the exercises in the CNC Programming Workbooks – Mill & Lathe
- G-Code Simulation Software
- Instructional videos that teach the basics of CNC Programming for CNC Mills and Lathes

SETUP & OPERATE TEACHER **RESOURCE - ONLINE ONLY** **MILL, LATHE AND 4&5 AXIS**

- Same content as in Books/Online Courses
- All proven CNC Programs for each Lesson in the Mill, Lathe and 4&5 Axis Content
- Instructional Online Videos

FREE with the purchase of 10 or more books, or an Academic Online Access

Please note associated Training Guides are not included in the Teacher Resource.

camInstructor

Mastercam® TEACHER TRAINING

A 6 week course that will give you the tools and techniques you need to teach Mastercam in the classroom.

4 COURSES TO CHOOSE FROM: MILL 2D, MILL 3D, LATHE + C&Y AXIS or 4 AXIS

This course is ideal for individuals who are new to teaching Mastercam or are looking to learn the latest techniques.

WHAT YOU'LL LEARN:

- CAD - draw wireframe geometry
- CAM - the popular toolpaths in Mastercam
- Solid Models - toolpath solidworks & inventor part files
- Dynamic & high speed toolpaths - how to (mill courses)
- Teacher Resource - lesson plans, power points, tests, quizzes

6 Week Instructor Led

WHAT YOU'LL EXPERIENCE

Online Learning:

Our online course gives you the flexibility to learn at your own pace, in the comfort of your own home or office. With over 75% of the material consisting of project based lessons, you'll get the experience you need to teach Mastercam with confidence.

Ask the Instructor:

With access to a dedicated instructor for the duration of the course, you'll never be stuck wondering what to do next.

Peer Network:

Our innovative approach allows you to communicate with course participants, giving you the support of your peers, without having to attend a physical course.

FOR A FREE DESK COPY OF ANY OF OUR TRAINING PRODUCTS JUST GO TO: caminstructor.com/teachers

ISBN # and ONLINE COURSE INDEX

TRAINING GUIDES

MASTERCAM:

Mastercam Mill 2D—\$75

2019 ISBN: 978-1-988766-17-1
2020 ISBN: 978-1-988766-36-2

Mastercam Mill 3D—\$75

2019 ISBN: 978-1-988766-18-8
2020 ISBN: 978-1-988766-37-9

Mastercam Lathe + C&Y Axis—\$75

2019 ISBN: 978-1-988766-19-5
2020 ISBN: 978-1-988766-38-6

Mastercam 4 Axis—\$65

2019 ISBN: 978-1-988766-22-5
2020 ISBN: 978-1-988766-39-3

Mastercam 5 Axis—\$65

2019 ISBN: 978-1-988766-23-2
2020 ISBN: 978-1-988766-40-9

Mastercam Solids—\$65

2019 ISBN: 978-1-988766-25-6
2020 ISBN: 978-1-988766-42-3

Mastercam Wire—\$55

2019 ISBN: 978-1-988766-26-3
2020 ISBN: 978-1-988766-41-6

Mastercam Combos**

Mastercam Mill 2D/3D—\$85

2019 ISBN: 978-1-988766-27-0
2020 ISBN: 978-1-988766-43-0

Mastercam Mill 2D/Lathe—\$85

2019 ISBN: 978-1-988766-28-7
2020 ISBN: 978-1-988766-44-7

Mastercam 2D/3D/Lathe—\$130

2019 ISBN: 978-1-988766-16-4
2020 ISBN: 978-1-988766-45-4

Mastercam 4 Axis & 5 Axis—\$85

2019 ISBN: 978-1-988766-24-9
2020 ISBN: 978-1-988766-46-1

CNC PROGRAMMING:

CNC Programming Mill—\$30

ISBN: 978-1-897466-84-1

CNC Programming Lathe—\$30

ISBN: 978-1-897466-83-4

CNC Programming Mill & Lathe—\$55

ISBN: 978-1-897466-88-9

SETUP & OPERATE CNC:

Setup & Operate Mill—\$65

ISBN: 978-1-927359-96-9

Setup & Operate Lathe—\$65

ISBN: 978-1-927359-97-6

Setup & Operate 4&5 Axis—\$65

ISBN: 978-1-927359-70-9

SOLIDWORKS:

SOLIDWORKS—Sketching & Intro to Modeling—\$75

2018 ISBN: 978-1-988766-13-3
2019 ISBN: 978-1-927359-33-1

SOLIDWORKS—Modeling—\$75

2018 ISBN: 978-1-988766-14-0
2019 ISBN: 978-1-927359-32-4

SOLIDWORKS—Assemblies & Drawing—\$75

2018 ISBN: 978-1-988766-15-7
2019 ISBN: 978-1-927359-31-7

SOLIDWORKS Combos**

SOLIDWORKS 3 book set—\$130

2018 ISBN: 978-1-988766-12-6
2019 ISBN: 978-1-988766-34-8
Online set—\$100/1 year

ONLINE COURSE MODULES

Mastercam 2D

Mastercam 3D

Mastercam Lathe + C&Y Axis

Mastercam 4 Axis

Mastercam 5 Axis

Mastercam Solids

Mastercam Wire

Mastercam for SOLIDWORKS- Mill 2D

Mastercam for SOLIDWORKS- Mill 3D

Mastercam for SOLIDWORKS- Lathe

CNC Programming Mill

CNC Programming Lathe

Setup & Operate Mill

Setup & Operate Lathe

Setup & Operate 4&5 Axis

SOLIDWORKS—Sketching & Intro to Modeling

SOLIDWORKS—Modeling

SOLIDWORKS—Assemblies & Drawing

Online Pricing:

\$75/student for any 2 modules

\$25 for each additional module

\$150 maximum cost

Duration: 1 year

Minimum of 10 seats

Complimentary Teacher Resources

Special rate for High Schools/Vo Techs

ONLINE TEACHER RESOURCES*

CNC Teacher Resource

Mastercam Teacher Resource

Setup & Operate Teacher Resource

*Free Teacher Resource with any 10 or more products purchased.

**Combos now come 3-hole punched with covers suitable for putting in your own binder. NOTE: Binder not included

FOR A FREE DESK COPY OF ANY OF OUR TRAINING PRODUCTS JUST GO TO:

caminstructor.com/teachers

camInstructor